

# STAR PLAY SCHOOL

Dear Parents

Today's Assignment

## ENGLISH

👉 L-2 Reading.

Discuss the poem in class.

Page no.11 Q- A1& A2 done in book.

👉 English Conversation

Learn sentences in class.

@👉 **MATHS**

Page no-3 Q.no.A&B done in book.

👉 हिन्दी

पाठ -2 पढ़ाया गया।

कठिन शब्द कापी में कराये गए।

## HOME CONNECTOR

### Maths

Do page no 5,6 Q no.C&D do in book.

### हिन्दी

कठिन शब्द याद करो।

### English

L-2 Page no.13,14( D2 & E2) do in book.

### EVS

Do page no.1&2 in book.

900

+

90

+

9


+

1


=

1000


we can say that 10 hundreds make 1 thousand.



10 hundreds



=



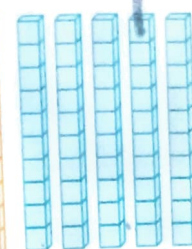


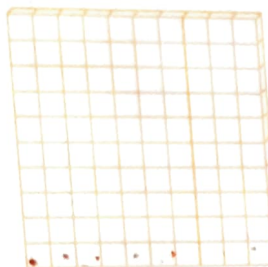
1 thousand

9/4/24



C

Observe the given blocks and write the numbers they represent in the boxes.

(a)




(b)



# Quick Check

A. Tick (✓) the correct answer.

(Correct Choice)

1. We become \_\_\_\_\_ as we grow.  
(a) taller ☒ (b) younger ☐ (c) shorter ☐
2. A/An \_\_\_\_\_ card gives important information about us.  
(a) identity ☒ (b) library ☐ (c) memory ☐
3. Each person is \_\_\_\_\_.  
(a) same ☐ (b) unique ☒ (c) alike ☐

B. Fill in the blanks with the feelings.

(Words in Blanks)

happy

sad

angry

scared

1. I feel happy when I go for a picnic with my family.
2. I feel angry when someone breaks my toy.
3. I feel scared when the light goes off and it gets dark.
4. I feel sad when I fall and get hurt.

C. Write True (T) or False (F).

(True or False)

1. An identity card does not have our name.
2. Each one of us is unique.
3. We feel the same all the time.
4. We have different likes and dislikes.

☒  
☒  
☒  
☒

9/4/24



# I Am Special

Everyone is unique and special. No two people are the same. We are all different in many ways. We look different. We have different hobbies and different feelings.



scared face



happy face



crying face



angry face



## Activity

9.4.24

H.W

Talk to two of your friends and fill in the table to know how they are different from you.

	Colour of Eyes	Colour of Hair	Hobby	Favourite Food	Favourite Game	Favourite Place
You						
Friend 1						
Friend 2						

## Know These Terms

- Identity card** : A card telling important things about us
- Unique** : Different from others
- Special** : Not ordinary

## Let's Recall

- We all grow with age.
- We write important things about ourselves on our identity cards.
- Each one of us is special.
- We do not feel the same all the time.

Zainab has grown from a baby to a child. She is taller and can do many things herself. Let's see how you have grown.



Zainab as a baby



Zainab now

Have you grown taller? Yes/No

Write any two things you can do now that you could not do earlier.

I can eating.

I can bathing.

## Identity Card

We write important information about ourselves on a small card. This is our **identity card**. Children carry their identity cards to schools and to crowded places.

9.9.24

H-u

### Classroom Activity

Fill your own identity card.

Name : \_\_\_\_\_  
Father's Name : \_\_\_\_\_  
Mother's Name : \_\_\_\_\_  
Class : \_\_\_\_\_  
School : \_\_\_\_\_  
Address : \_\_\_\_\_  
Date of Birth : \_\_\_\_\_  
Phone Number : Mother : \_\_\_\_\_ Father : \_\_\_\_\_



10-151

10

11

12

13

14

16

15

17

18

19

20




21

2000 DEC 23 1998




9.4.24

200

**A** Form numbers by counting the hundreds, tens and ones blocks.

(a)  +  +  = 

H	T	O
1	3	6

(b)  +  +  = 

H	T	O
1	3	8

**B** Fill in the blank boxes with correct digits and number names.

(a) 

H	T	O
1	4	3

 143 = 



 hundred + 



 tens + 



 ones

~~one hundred Forty Three~~

(b) 

H	T	O
1	6	7

 167 = 



 hundred + 



 tens + 



 ones

~~one hundred sixty seven~~

## Numbers beyond 200



2 blocks of hundreds make 200.

200 is read and written as two hundred.



3 blocks of hundreds make 300.

300 is read and written as three hundred.



E




## Creative Corner

E1. This poem is about a bee. Divide the class into four groups. Each child will bring a poem about an animal, bird or insect. The children will read out the poem to his/her group.


E2. The word **bee** has two **e**'s. Write five more words with **ee**. The letter **e** can come in the middle or at the end.

MW 9/4/24

1. This is what parents pay to the school.
2. There are seven days in this.
3. The alarm clock goes
4. The sea is very
5. When you don't have any work, you are



E3. Observe bees or look at their pictures. Then colour the picture of the bee given below with the right colours.





D



# Sounds Corner

D1. *Tale* and *pale* are rhyming words. Most poems have lines ending with rhyming words. Write a new word in each box below that rhymes with the given word.

	hour
.....	

	home
.....	

	eat
.....	

~~HW~~ 9/9/24  
D2. Write two rhyming words each for the following words.

1. pen

men

ten

2. top

cop

mop

3. book

hook

look

4. lay

bay

say

5. sun


nun

bun



12:00 TO 12:30 (DANCE)

12:30 to 1:00  
DANCE



शुद्ध करो।

1-2

Cw

The bee

2- Fill in the Blanks

1. The bee goes buzz hour after hour2. The bee goes buzz from flower  
to flower3. The bee goes from flower to flower  
sucking out the nectar.4. The bee makes sweet honeyMS  
9/4/24