

STAR PUBLIC SCHOOL

Dear Parents,

Today's assignment (class 1st)

👉 **EVS- Lesson - 5 Difficult words in notebook**

👉 **English - Lesson - 5 Here is the moon (Difficult words)**

👉 **Maths - (Page Number - 66) in book**

Home Assignment -

👉 **Maths - Learn ordinal numbers for Tomorrow's test**

👉 **Hindi - ई की मात्रा वाले शब्द कल टैस्ट होगा**

kindly learn tables (6 & 7)

3:23 pm ✓✓

14/07/25

L-5



DATE

PAGE

CW

Here Is the Moon

Difficult Words

- | | |
|----------------|------------|
| 1. Family | 9. Eat |
| 2. Dinner | 10. Night |
| 3. Grandmother | 11. Asks |
| 4. Balcony | 12. Laughs |
| 5. Dark | 13. Finish |
| 6. Stars | 14. Mouth |
| 7. Bright | 15. Bowl |
| 8. Moon | 16. Gently |



DATE _____

PAGE _____

17. Happy

18. Kitchen

19. Water

20. Waits

14/07/25

L-5



DATE _____

PAGE _____

Cw

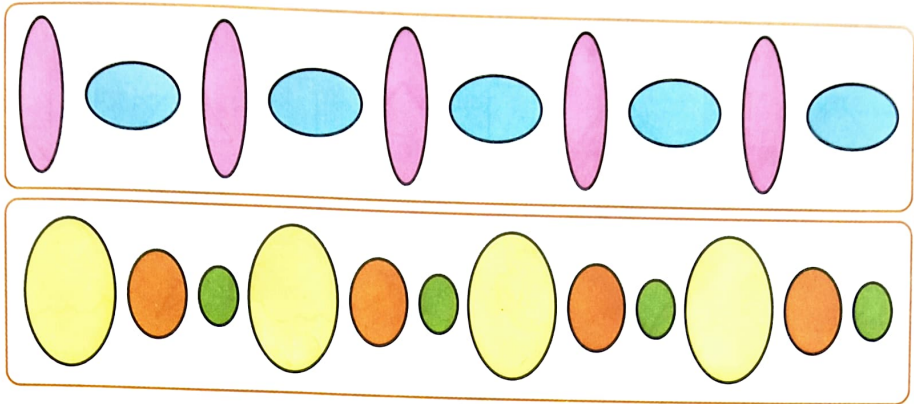
Food We Eat

Difficult Words:-

- | | |
|------------|---------------|
| 1. Food | 9. Pulses |
| 2. Grow | 10. Milk |
| 3. Healthy | 11. Cheese |
| 4. Energy | 12. Butter |
| 5. Work | 13. Breakfast |
| 6. Play | 14. Lunch |
| 7. Plants | 15. Dinner |
| 8. Animals | |

Let us understand patterns using the given examples.

Examples

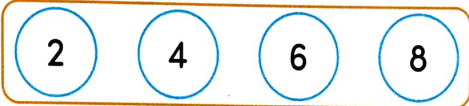


Number Patterns



Explore More

We can also make patterns with numbers.
Let us understand this using the given example.



Here, the rule is to add 2 to the previous number.


Apply

14.07.25 HW


1. Extend the pattern in each set.

(a)				
(b)				
(c)				

2. Colour the patterns and complete them. HW



3. What comes next in the following patterns? Draw to complete the patterns.



4. Complete the number patterns in ascending order. CW



(Rule: Add 3 to the previous number.)



(Rule: Add 4 to the previous number.)



(Rule: Add 5 to the previous number.)


5. Complete the number patterns in descending order.



(Rule: Subtract 4 from the previous number.)



(Rule: Subtract 10 from the previous number.)



(Rule: Subtract 5 from the previous number.)