

STAR PLAY SCHOOL

Dear Parents,
Today's assignment

👉 English Letter 'A and a in literacy practice book (pg-14)

👉 Rhyme (Good Manners)

👉 Letter A sound oral


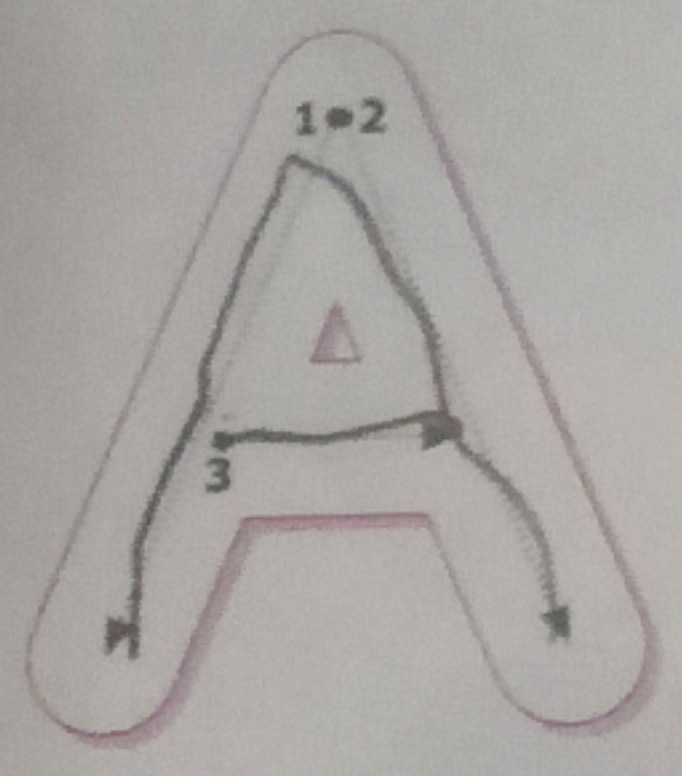
👉 Home Assignment

👉 Literacy Practice Book Letter 'a' (pg-15)


👉 Around the world Body parts(pg-6) learn orally

👉 Learn Rhyme Good Manners (pg-4)

Let's Meet Aa



a says ऐ as in alligator



axe



ant



anchor

Handwriting practice area with multiple rows of lines. The first three rows contain uppercase 'A's for tracing, with the first row showing stroke order. The next three rows contain lowercase 'a's for tracing, with the first row showing stroke order. A red line is drawn across the rows, and a red circle highlights a specific lowercase 'a' in the second row from the bottom.

Good Manners

We say, 'Thank you',
We say, 'Please',
And, 'Excuse me',
When we sneeze.

That is the way,
We do what's right,
We have manners,
We are polite.



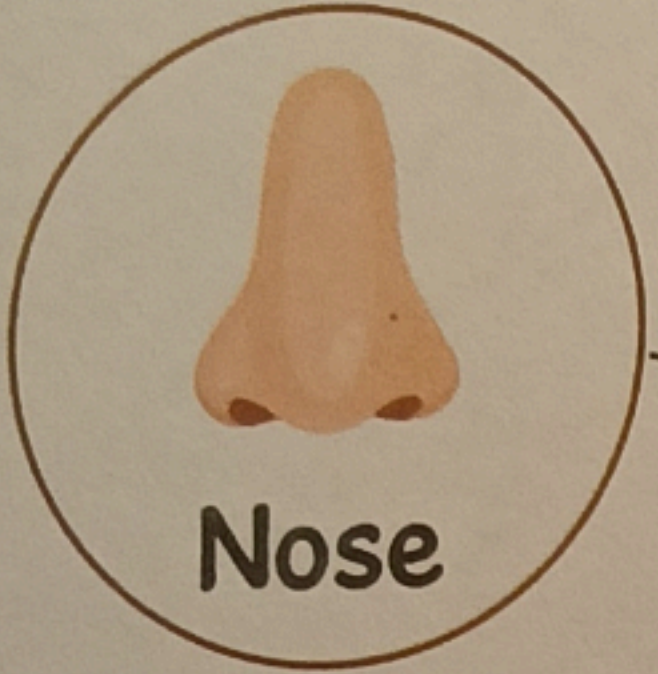
Socio-emotional Skills: Treat others with kindness, and respect.

27/4/26

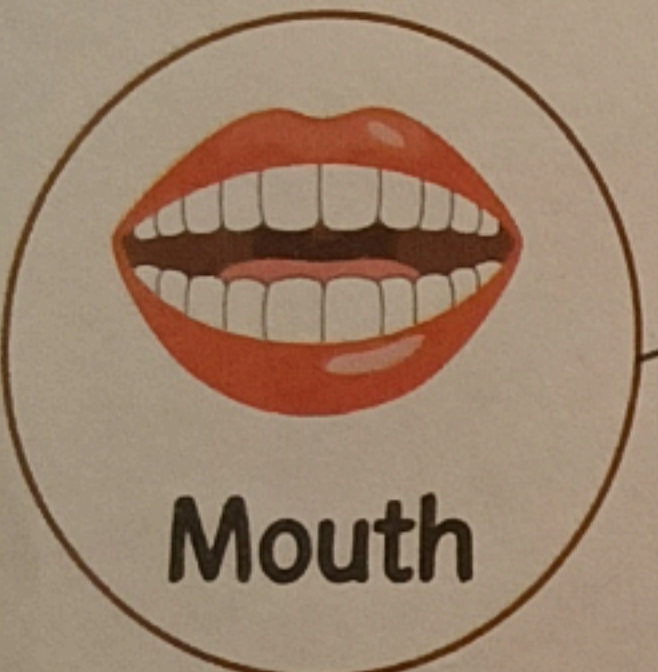
BODY PARTS



Eye



Nose




Mouth



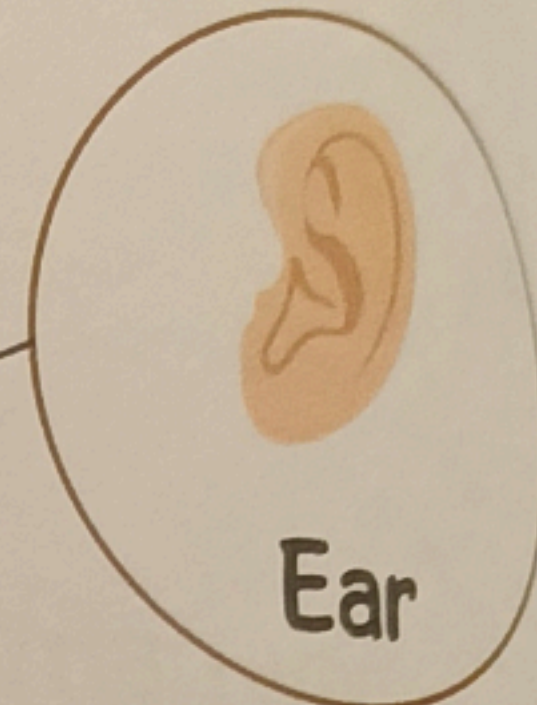
Leg



Knee



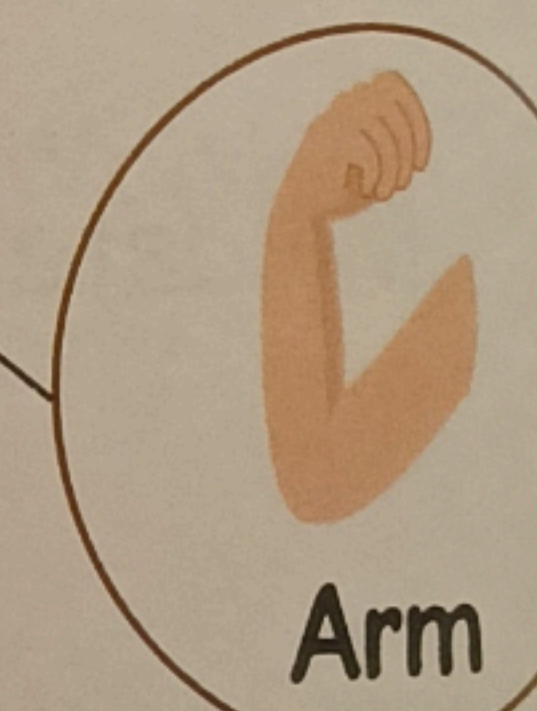
Head



Ear



Hand



Arm



Foot



1. How many fingers do you have?
2. What do you do with your eyes?
3. What is the colour of your hair?

Activity-based Learning: Explain the concept of sense organ with live examples.

