


# **STAR PUBLIC SCHOOL**

Dear Parents,

Today's assignment ( class 2 nd)

 **English grammar - Lesson - 4**  
**Pronouns in Book**

Home Assignment-

 **Hindi - Do Question and answers of**  
**chapter -7 + back exercises**

5:07 pm ✓

## 3

## Nouns: Male and Female

Take Off



Are you fascinated by the world of comics? Let's see if you can identify these characters. Write their names below the pictures.



Captain Marvel



Wonder woman



Spider man



The Hulk



Batman



Superman



Black widow



Shaktiman



Bat woman


Some nouns are **male** while others are **female**. This feature of nouns is called their **gender**.




father



mother



bull



cow



stag



doe

The noun *father* refers to a male, whereas the noun *mother* refers to a female. We have males and females among animals, too. For example, the nouns *bull* and *stag* refer to males while the nouns *cow* and *doe* refer to females.

Instead of *male* and *female*, in grammar we use the words **masculine** and **feminine**.

**A** Choose the nouns of **opposite gender** from the box and write them in the space provided.

grandpa	goose	gentlemen	monk
landlady	lioness	uncle	goddess

1. aunt ..... Uncle .....

3. ladies ..... gentlemen .....

5. landlord ..... landlady .....

7. lion ..... lioness .....

2. nun ..... monk .....

4. grandma ..... grandpa .....

6. god ..... goddess .....

8. gander ..... goose .....

**B** Rewrite these sentences after replacing the underlined nouns with nouns of **opposite gender**. Make other changes where required.

1. Your aunt is waiting for you in the hall.

Your uncle is waiting for you in the hall.

2. The witch lives in a cave in the forest.

The wizard lives in a cave in the forest.



3. The queen called a meeting of her ministers.

The king called a meeting of his ministers.

4. The emperor was riding his favourite elephant.

The empress was riding her favourite elephant.

**C**

Read the clues given. Then solve the crossword using the nouns of opposite gender.

**Across**

4. hen

5. ram

6. fox

**Down**

1. duck

2. bride

3. nephew



1 D  
2 G  
3 N  
4 C O C K  
5 E W E  
6 V I X E N

**D**

Fill in the missing letters to complete these nouns. Look at the given clues for help.

1. p..e...a...h...e..n

a female peacock

2. t...i...g...e...e...s a female tiger
3. g...a...n...d...e...r... a male goose
4. s...o...w an adult female pig
5. h...i...n...d a female red deer
6. p...r...i...n...c...e...s...s the daughter of a king and a queen
7. m...a...r...e... a female horse



### Let's Play Grammar

#### Race to the finish line

Your teacher will divide the class into three equal groups. The groups will stand in three different lines. She will then draw a finish line in front of each group. The game will be played in rounds. In the first round, the teacher will give a noun to the first student in each group. The nouns will be all different. The students have to tell the nouns of the opposite gender for the nouns they get. If they get the answers right, they cross the finish line. If they don't, they move to the back of their line. In the second round, the next three students in the groups will get a noun each from the teacher and the process will be repeated. The game continues till all the students in the three groups have got a chance. At the end, the group that has the maximum number of members who have crossed the finish line is the winner.




Take Off



A little girl named Dorothy and her dog were lost in a strange land. While passing by a cornfield, she saw a scarecrow on a pole.

Dorothy walked up to the scarecrow. Suddenly it winked at **her**. **She** was surprised.



Good day!

Did **you** speak?



Certainly, **I** did. How do **you** do?

**I** am good. How are **you**?



**I** am tired. **I** have to stand on a pole all day to scare away crows.

Can't **you** get down?



No, the pole is stuck up my back. Can **you** please take **it** away?

Sure!



Thank **you**, dear! Who are **you**?

My name is Dorothy. **I** am lost. **I**'m looking for Oz, the great wizard. Only **he** can help me get home.



Look at the words in red. You read about them in Class 1. In this chapter, we will learn more about them.



**A** Match the nouns in column A with the correct pronouns in column B.

A	B
1. Abdul	a. it (5)
2. Anil and Menka	b. she (4)
3. my parents and I	c. they (2)
4. Lata	d. we (3)
5. a hare	e. he (1)

### Language Point

A singular pronoun takes the place of a singular noun.

*Ria* is a lawyer.

*She* is very honest.

*The train* was late.

*It* was delayed by the fog.

A plural pronoun is used in place of plural nouns.

There are some *apples* in the basket.

Please put *them* in the fridge.

*Rohan and I* are cousins.

*We* live in the same colony.

**B** Underline the pronouns in these sentences.

- We attended Rukmini's birthday.
- She went to school with her brother.
- He helped me carry the books.
- I thanked him for the help.
- It is very sunny today.



**C** Write the correct pronouns in the blanks to replace the underlined nouns.

- Vijeta is a talented singer. ....She.... is participating in a music show.

2. Dushyant and I are friends. ....We..... go home after school together.
3. The children seem very excited. ....They... are going on their school trip.
4. Zampa and Ankit are friends. ....They... practise basketball together.
5. Nitya and Atul are siblings. ....They... are in the same class.



**D** Look at the words in red in each sentence in column A. Then use a suitable pronoun to complete the sentence in column B.

A	B
1. <u>My dog</u> is sick.	a. .... <u>It</u> ..... is taking rest.
2. <u>Mother</u> asked me to buy some mushroom.	b. .... <u>She</u> ... was preparing a curry.
3. <u>My brother</u> is a basketball player.	c. .... <u>He</u> ..... plays for the school team.
4. <u>My aunt</u> lives in Kohima.	d. .... <u>She</u> .. is a journalist.
5. <u>Father and I</u> went to the book fair.	e. .... <u>We</u> ..... bought many books.
6. <u>My sister</u> is feeding <u>the rabbit</u> .	f. .... <u>She</u> ... found ..... <u>It</u> ..... in the park.

**E** Choose the correct pronouns from brackets to fill in the blanks.

1. Sheetal won the first prize in the painting competition. ....She..... was delighted. (He/She/We)
2. Mr Balram is the new coach. The players are very excited to have .....him.... (her/them/him)
3. The teacher gave us a puzzle to solve. ....I..... was the first to solve it. (We/They/I)





4. We reached Manali after ..... It ..... grew dark. (she/it/he)  
 5. 'I am proud of ..... you .....' the teacher said to Prachi.  
 (you/he/she)

**F** Circle the incorrect pronouns in these sentences and write the correct pronouns in the space given.

1. Kriti is a kind girl. (He) helps those in need. .... She .....  
 2. Nisha is a fine football player. (He) scored five goals in today's match.  
 ..... She .....  
 3. Rupali works in a supermarket. Her father drops (him) there every morning. .... her .....  
 4. My friends and I are going to the beach. (They) are going to have a lot of fun. .... We .....  
 5. The tea party has been postponed. (They) will now be held next week. .... It .....




## Let's Play Grammar

### 1. The hidden pictures

Your teacher will divide the class into four teams. Each team will be assigned one out of these pronouns: *it*, *he*, *she* and *they*. She will then hide pictures of people and objects around the classroom. Now, the students from each team have to collect the pictures of objects and people that can be replaced by the pronoun assigned to their team. The team that collects most pictures correctly in the shortest time wins.

### 2. Create your own pronoun flowers.

Each student will create a pronoun flower using paper. The teacher will assign one pronoun to each student. The flower will have the allotted pronoun at its centre, as shown in the picture. Around the centre, the students will paste cut-outs of petals with the names of the objects or people which that pronoun can replace. The flowers can be later displayed in class.





## पाठ - 7

### स्वपा बदल गई

#### मौखिक प्रश्न - उत्तर

(क) स्वपा में कौन-सी बुरी आदत थी?

उत्तर स्वपा कभी अपनी चीजें सही जगह पर नहीं रखती थी।

(ख) सभी अध्यापिकाएँ स्वपा को क्यों प्यार करती थीं?

उत्तर स्वपा अपने विद्यालय की हीनदार छात्रा थी। वह सदैव अपनी कक्षा में प्रथम आती थी, इसलिए सभी अध्यापिकाएँ स्वपा को बहुत प्यार करती थीं।





## लिखित प्रश्न - उत्तर

(क) स्वपा ने कमरे में सामान क्यों बिखेर दिया था?

उत्तर स्वपा ने कमरे का सामान इसलिए बिखेर दिया था क्योंकि उसे अपनी गणित की पुस्तक नहीं मिल रही थी।

(ख) मम्मी को क्रोध क्यों आया?

उत्तर मम्मी को क्रोध इसलिए आया क्योंकि स्वपा ने कमरे का सारा सामान बिखेर रखा था।

(ग) मम्मी ने स्वपा को दैशनी से क्यों देखा?

उत्तर स्वपा ने पहली बार अपना बस्ता।



मौजों और बौतल अपनी - अपनी  
जगह पर रख दिए थे। यह  
देखकर मम्मी की हैरानी हुई।