

# STAR PUBLIC SCHOOL

Dear Parents,

Today's assignment ( class 1st)

👉 Maths - Lesson-9 money  
(book+ notebook)

👉 English Grammar - chapter-  
10 -Article

👉 GK - 16 ,17 ,18 in book

🌸 Home Assignment -

👉 Maths- Ch -Money (worksheet)

👉 GK - work in notebook

👉 English Grammar - book work  
(pg no -72, 73, 74)

24-10-25

L-5



DATE \_\_\_\_\_

PAGE \_\_\_\_\_

C.W

(Time / money)

$$₹1 = 100 P$$

Q:1 Count the notes and write the total amount

1)

$$₹1 + ₹1 + ₹1 + ₹3$$

2)

$$₹2 + ₹1 + ₹1 + ₹5$$

3)

$$₹5 + ₹5 = ₹10$$





4) ₹10 + ₹10 = ₹20

5) ₹10 + ₹10 + ₹5 = ₹25

24/10/25



24/10/25

Time / money

Friday

**Apply**

- Write the values that are available both in currency notes and coins.
- Write the values of the given coins and currency notes.

(a)



₹ 500

(b)



₹ 20

(c)





₹ 10

(d)




₹ 1

- Match the currency notes and coins to their correct values. One has been done for you.



- Count the rupees and write the total amount in the box.

(a)



₹ 20

(b)



₹ 60



# Learn and Understand

## Counting Money



Explore More

- Counting Money
- Making up an Amount

To count money, add the numbers written on the coins and the currency notes. Let us understand counting money using the given examples.

### Examples

$$\text{₹10 coin} + \text{₹20 coin} + \text{₹5 coin} = \text{₹35}$$

$$\text{₹50 note} + \text{₹100 note} + \text{₹200 note} + \text{₹5 coin} = \text{₹355}$$

## Making up an Amount



Let us make the amount of ₹10 using different coins of ₹1, ₹2 and ₹5.



Small value currency notes and coins are used to make up an amount. Can you tell any other way to make up the amount of ₹10?



## Apply

1. Count the money and write the total amount in the given blank boxes.

(a)



$$₹ \boxed{20} + ₹ \boxed{10} + ₹ \boxed{5} = ₹ \boxed{35}$$

(b)



$$₹ \boxed{50} + ₹ \boxed{200} + ₹ \boxed{1} = ₹ \boxed{251}$$

(c)



$$₹ \boxed{20} + ₹ \boxed{20} + ₹ \boxed{10} + ₹ \boxed{2} + ₹ \boxed{5} = ₹ \boxed{57}$$

(d)



$$₹ \boxed{5} + ₹ \boxed{1} + ₹ \boxed{2} + ₹ \boxed{1} = ₹ \boxed{9}$$

2. Make the following amounts using different combinations of ₹2 coins and ₹10 coins in your notebook.

(a) ₹20

(b) ₹16

(c) ₹12

(d) ₹18

3. Make the amount of ₹16 using different combinations of ₹1, ₹2 and ₹5 coins.



Friday  
c.w

Read these rhymes and write the names of the things we see in the sky.


I change my shape.  
I look white.  
You see me in the night,  
With stars so bright.



MOON



I am a hot ball of fire.  
I give heat and light.  
I shine in the day,  
To let kids go out and play.



SUN

You see us at night.  
We make the sky bright.  
We twinkle in the night.  
What a pretty sight!

STARS



My seven colours are seen  
after a shower of rain.  
I am merry and bright,  
You don't see me at night.


RAINBOW



Puffy and fluffy.  
Sometimes white,  
Sometimes grey.  
We bring rain.



CLOUDS



How beautiful is the sky!  
Objects shining around so high,  
Just look up and try  
To see what is in the sky.

24-10-25

18

# Sense Organs

Friday

C.W

We have eyes to see, ears to hear, nose to smell, tongue to taste and skin to feel and touch. These are our sense organs.

Help these children decide which of the five sense organs they are using. Write their names in the blanks.



Moving clouds look good.

1. I see with my  
Eyes



Chocolate tastes so yummy!

2. I taste with my  
Tongue



These flowers smell good.

3. I smell with my  
Nose



It is so smooth and soft!



4. I feel with my  
Skin



Blowing of horns makes me angry.

5. I hear with my  
Ears





24-10-25

Friday

C.W

16

# Weather Words

Look at the pictures and write the correct weather words. The clues will help you.



1. stormy



2. cloudy



3. cold



4. snowy



5. sunny



6. rainy



7. windy



Clues for you

sunny

stormy

rainy

cloudy

windy

snowy

cold



③ The - we use The For

something specific / natural  
things.

1) The moon

2) The earth

3) The sky

4) The stars

5) The story

24/10/20





L-10

Friday

Date:

Page No.:

24-10-25

using - A, An, The

What are

Q:1 What ~~is~~ vowels Vowels.

ANS

{a/e/i/o/ u}

1)

An - egg

2)

An - umbrella

3)

An - orange

4)

An - apple

5)

An - ink





② A — Singular things /

consonants things

using A.

1) A train ✓

2) A Bear ✓

3) A glass ✓

4) A Letter ✓

5) A Book ✓

