



G

Gayatri (You)

Message yourself



Edited 3:34 PM ✓✓

Today

STAR PUBLIC SCHOOL

Dear Parents,
Today's assignment (pre nursery
lily)

👉 **Classwork - Slanting line in book**

👉 **Action word**

stand-up
Sit-down
Touch the sky
Touch the ground

👉 Counting 1 to 10

👉 ABC songs

👉 Shape- circle, square

Home Assignment - (learning)

👉 Letter L worksheet

👉 ABC song (learning)

Kindly send the worksheet tomorrow

Edited 4:19 PM ✓✓



Message



ACTIVITY


बोध/Conceptual Understanding

32

Date: 5/8/25



Let's trace the slanting lines

Try saying this!
A Slimy Snake Slithered
down the Sandy Sahara.



Date: 5/8/25

Let us practise the slanting lines.



Dupatta Activity: Teacher can use a scarf to demonstrate various lines like sleeping line, standing line, slanting line, twirling etc. Teacher can then ask the children to imitate these actions.



Leaf



Log

Handwriting practice lines for the letter L. Each row consists of a solid top line, a dashed middle line, and a solid bottom line. The letter L is shown as a dotted line for tracing.

Handwriting practice lines for the letter L. Each row consists of a solid top line, a dashed middle line, and a solid bottom line. The letter L is shown as a dotted line for tracing.

Handwriting practice lines for the letter L. Each row consists of a solid top line, a dashed middle line, and a solid bottom line. The letter L is shown as a dotted line for tracing.

Handwriting practice lines for the letter L. Each row consists of a solid top line, a dashed middle line, and a solid bottom line. The letter L is shown as a dotted line for tracing.



Handwriting practice lines for the letter L. Each row consists of a solid top line, a dashed middle line, and a solid bottom line. The letter L is shown as a dotted line for tracing.

My name is

Grade.....