

# STAR PLAY SCHOOL

Dear Parents

Today's Assignment

## ENGLISH

👉 L-2 Reading

Discuss the poem in class.

Page no.7 Q- A done in book.

👉 English Conversation

Learn sentences in class.

👉 **MATHS**

Page no-4 & 5 done in book.

👉 **हिन्दी**

पाठ -2 पेज न:22 किताब में कराया गया।

## HOME CONNECTOR

### Maths

Do page no 6,7&8(number names) in book

### हिन्दी

पेज न: 23 प्रश्न न:4 और 5 किताब में करो।

### English

L-2 Page no.8( B1&B2) do in book.

9/4/24 CW

## अभ्यास

Comprehension Skills

1. एक शब्द में उत्तर दीजिए-

(क) आसमान पर क्या छाया?

(ख) राधा क्या लाई?

काला बोटल  
काज़ा कागज़

2. नीचे दिए गए शब्दों के अक्षरों में 'आ' की मात्रा लगाकर दो नए शब्द बनाइए-

दम - दाम दमा

जग - जाग जागा

बल - बाल बाला

चल - चाल चला

नल - नाल नाला

कल - काल काला

3. चित्रों को उनके नाम से मिलाइए-



गाजर


अनार

तबला

माला

छाता

आम



MS  
9/4/24

HW- 9/4  
4. रिक्त स्थान में आ (I) की मात्रा लगाइए और शब्द बनाइए-  
मात्रा बरस त अन ज म ल स म न म नव

HW- 9/4  
5. चित्र देखकर वाक्य पूरे कीजिए-

(क) छाता इधर ला।



(ख) लाल खा।



(ग) कमला पहना।



(घ) साजन बजा।



(ङ) उमड़-उमड़ कर आए।



## आइए बातचीत करें

Life Skills

- बच्चो, हमारे परिवार में कौन-कौन लोग होते हैं। आइए, जानते हैं-  

माता की माता - नानी	पिता की माता - दादी
माता के पिता - नाना	पिता के पिता - दादा
माता के भाई - मामा	पिता के भाई - चाचा/ताऊ
माता की बहन - मौसी	पिता की बहन - बुआ
- हर भाषा में हम इन्हें अलग-अलग नाम से बुलाते हैं। आप इन्हें किस नाम से बुलाते हैं? कक्षा में बताइए।

**अध्यापन संकेत :** रिश्तों पर बच्चों से बातचीत कीजिए। माता व नाना तथा पापा व दादा के रिश्तों पर बातचीत की जा सकती है। इन रिश्तों पर चार-चार पंक्तियाँ कक्षा में बच्चों को कहने के लिए प्रेरित कीजिए।

**B** Tick (✓) the boxes with the correct answers.

(a) Basket with zero mangoes



(b) Nest with zero eggs




(c) Tree with zero apples



Ad 9/14/24

## Concept of Tens and Ones

To write any number from 0 to 9, we use only one digit. The place of this digit is called **ones place**.



### For the Teacher

Try to make the concept of zero clear to learners by asking questions with obvious answers as zero. Here are some hints.

How many fish are there in the sky? How many trains are there at a bus stop?

To write a 2-digit number, we need any two digits from number 0 to 9.  
 Let's write number that comes just after 9.

●●●●●●●● and ● make ●●●●●●●● or 

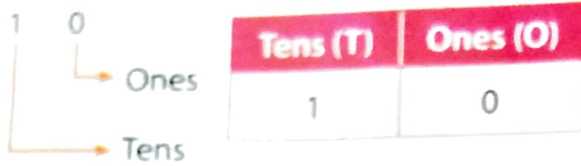
So, 9 and 1 make 10.

10 is read as ten. It is the smallest 2-digit number.





**Keep in Mind**

In 2-digit numbers, there are two places—ones and tens.



**Try It Out**

Trace the dots to write 10.

10	
10	

Let's count further.

*Handwritten: 100 → 9/11*



1 ten and 1 one make 11.

11

eleven


<input type="text"/>



1 ten and 2 ones make 12.

12

twelve


<input type="text"/>



1 ten and 3 ones make 13.

13

thirteen


<input type="text"/>



and



1 ten and 4 ones make 14.

14

fourteen




and



1 ten and 5 ones make 15.

15

fifteen



and




1 ten and 6 ones make 16.

16

sixteen



and



1 ten and 7 ones make 17.

17

seventeen




and




1 ten and 8 ones make 18.

18

eighteen



and



1 ten and 9 ones make 19.

19

nineteen



Read the numbers aloud and match them with their number names by a line.

Numbers

Number Names

Numbers

Number Names

17

eleven

12

sixteen

13

thirteen

20

twelve

11

seventeen

16

twenty

## Bigger or Smaller

Let's see what these two birds are talking about.




I am bigger than you.

No, little bird, I am bigger than you.



The pink bird is (smaller/bigger) than the yellow bird.

Look at number strip from 0 to 20.



All numbers are bigger than 0.

A number that is closer to 0 is the **smaller** number.

A number that is farther from 0 is the **bigger** number.

# About Me

## Let's Learn About

- Introduction to Self
- I Am Special

- My Birthday
- What I Like

Hello friends!  
My name is Raima.  
I am a girl.



Hello friends!  
My name is Rohan.  
I am a boy.



## Activity

You have just got to know Raima and Rohan. Now tell us about yourself.

Paste your  
photograph here.

- My name is \_\_\_\_\_.
- I am a boy/girl.



## My Birthday

The day we are born is called our **birthday**.

My birthday is on 7  
October. I am  
5 years old.



My birthday is on  
15 June. I am 5 years old.



### Learn More

When I speak about myself, I use words like me, myself, mine and I.



9.4.24

### Activity

Draw candles on the cake to show how old you are. Write your age and birthdate in the blanks.



- I am \_\_\_\_\_ years old.
- My birthday is on \_\_\_\_\_.

## I Am Special

Look around yourself.

We do not look the same. We are all different from each other. Each one of us is special.

### Think Tank

Do you think you are special? Why so?





## Activity

Rub some water colour or ink on your fingers. Now press your fingers in the box given below.

The prints you get are called fingerprints. We all have different fingerprints. They are unique.

## What I Like

We like to do different things in our free time. Some of them are given here.



playing



reading



singing



cycling



swimming



dancing



CW

9.11.24

# Quick Check

B.W

## A. Tick (✓) the correct answer.

(Correct Choice)

1. On which day do you cut a cake?

(a) holiday

(b) birthday

(c) Sunday

2. We make fingerprints with our \_\_\_\_\_.

(a) legs

(b) hair

(c) fingers

3. Hobby is the thing we like to do the most in our \_\_\_\_\_ time.

(a) free

(b) school

(c) sleep

## B. Fill in the blanks with the help of the given clues.

(Words in Blanks)

1. The day we are born is called our \_\_\_\_\_ (school day/birthday).

2. We all are \_\_\_\_\_ (different/same) from each other.

3. The thing we like more than the others is our \_\_\_\_\_ (disliked/favourite) thing.

## C. Write True (T) or False (F).

(True or False)

1. I am unique.







2. My friend has the same fingerprints as me.

3. I do not have any favourite thing.



**A** Count each type of flowers given in the picture, and write their numbers and number names.



	Number	Number Name		Number	Number Name
(a) 	9	Nine	(d) 	2	Two
(b) 	6	Six	(e) 	4	Four
(c) 	5	Five	(f) 	7	Seven


### Zero

Sam! Would you like to eat candies?

Yes! I would love to have some.

**Keep in Mind**

We always write or use plural with zero of something like zero pencils, zero apples.



Sam! There were 4 candies in the jar. Each of us ate 2 candies. Now, there is no candy in the jar.

You mean there are zero candies or nothing left in the jar.

For numbers, we do not say 'nothing'. We use **zero** and write it as 0.



**A**



### Question Corner

Choose the correct word to complete each answer. *ew*

1. A house is a place with
  - a) ~~four~~ walls. (two / four / seven)
  - b) ~~one~~ roof. (three / one / two)
  - c) some ~~doors~~. (clouds / trees / doors)
  - d) ~~some~~ windows. (two / some / no)
2. A home is a place filled with
  - a) ~~love~~. (people / love / food)
  - b) the sound of ~~laughter~~. (laughter / music / birds)
  - c) the ~~smell~~ of cooking. (sound / smell / colour)



*AB*  
*9/4/24*

**B**



### Word Corner

#### Sharing Goodies

One and one make two  
 One each for me and you.  
 Two and two make four  
 One each and still two more.  
 Three and three make six  
 Big lollipops on sticks.  
 Four and four make eight  
 Round laddoos on a plate.  
 Five make ten



- 11 - eleven
- 12 - twelve
- 13 - thirteen
- 14 - fourteen
- 15 - fifteen
- 16 - sixteen
- 17 - seventeen
- 18 - eighteen
- 19 - nineteen
- 20 - twenty