


STAR PUBLIC SCHOOL

Dear Parents,

Today's assignment (class 1st)

 **EVS - Lesson - 6 (Back exercises +
Difficult Words in notebook)**

 **Maths - (Page Number - 103 in Book)**

Home Assignment -

 **EVS - Chapter - 7 (Question &
answers in notebook)**

 **Maths - Do Page Number - 101 in
notebook & book**

3:49 pm ✓✓

Apply

Cw
18 Aug. 25

1. Add the following numbers.

(a)

T	O
2	6
+	7
	2

(b)

T	O
7	3
+	1
	4

(c)

T	O
3	2
+	1
	7

(d)

T	O
6	5
+	1
	2

(e)

T	O
5	0
+	1
	3

(f)

T	O
1	2
+	2
	3

(g)

T	O
5	2
+	1
	3

(h)

T	O
4	8
+	2
	1

(i)

T	O
4	4
+	3
	0

2. Find the missing numbers in each part.

(a)

T	O
	1
+	4
	4
	6

(b)

T	O
3	6
+	
	2
	4

(c)

T	O
2	
+	
	8
	7

(d)

T	O
5	1
+	
	5

(e)

T	O
7	
+	
	4
	7

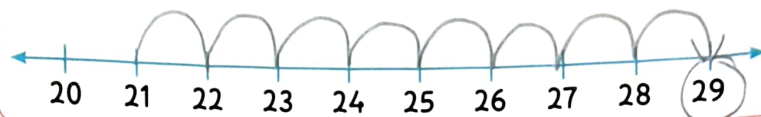
(f)

T	O
3	
+	
	0
	5

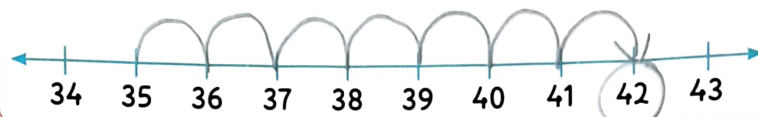
18/Aug/25 HW

4. Add the numbers on the number line.

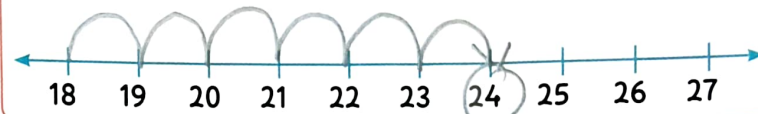
(a) $21 + 8 = 29$



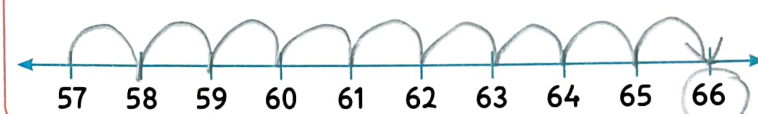
(b) $35 + 7 = 42$



(c) $18 + 6 = 24$



(d) $57 + 9 = 66$



Learn and Understand

Addition of Two 2-digit Numbers



Explore More

- Addition of Two 2-digit Numbers
- Addition with Regrouping

Sakshi bought 15 pencils and Manan bought 23 pencils. Let us find out the total number of pencils they bought.

To add 2-digit numbers without carry over, follow the steps given below.

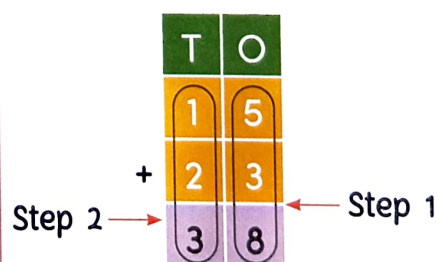
Step 1: Add the ones and write the sum under ones column.

$$5 + 3 = 8$$

Step 2: Add the tens and write the sum under tens column.

$$1 + 2 = 3$$

Thus, $15 + 23 = 38$.





Quick Check

18/08/25 CW

(Correct Choice)

A. Tick (✓) the correct answer.

- Do not play with Knives at home.
(a) ludo ☐ (b) knives ☒ (c) carrom board ☐
- Leave school only with your _____.
(a) friends ☐ (b) strangers ☐ (c) parents ☒
- Always obey the _____ of a game.
(a) rules ☒ (b) lines ☐ (c) stories ☐
- Use a swimming _____ if you are learning to swim.
(a) bucket ☐ (b) tube ☒ (c) pipe ☐

B. Fill in the blanks with the help of the given clues.

(Words in Blanks)

- Always walk on the road (road/pavement).
- Do not stand near the door (door/window) of a bus.
- Never jump (sit/jump) on a bed or a sofa.
- Do not fight (fight/play) with other children.

C. Write True (T) or False (F).

(True or False)

- We should always cross the road at the zebra crossing.
- We should get into a moving vehicle.
- We should not lean over a balcony railing.
- We should push each other on the swings.

T
F
T
F

D. Answer the following questions.

(Write and Learn)

- What is safety?
- Why is it important to follow safety rules?
- What should you do before crossing the road?
- Write two ways to stay safe in school.



Let's Talk

How can you stay safe when you go out with your friends?

Think and Tell

Name four objects you should not play with.



Safety Rules

D. Answer the following questions.

1) What is safety?

Ans Safety means staying safe.

2) Why is it important to follow safety rules?

Ans It is important to follow safety rules to be safe.

3) What should you do before crossing the road?



DATE _____

PAGE _____

Ans Look to the right and left side.

4. Write two ways to stay safe in school?

Ans (i) Do not jump on the desks

(ii) Do not push each other.

बोलिए और अंतर समझिए

Understanding and Speaking Skills

बाल बालू
काल कालू

राज राजू
काज काजू

भाल भालू
बाज बाजू

अभ्यास

Comprehension Skills

1. सही उत्तर चुनकर सही (✓) का निशान लगाइए-

(क) कबूतर का नाम क्या था?

☐ कालू☒ रामू☐ डबरू

(ख) चूहे का नाम क्या था?

☐ डबरू☐ मटरू☒ कालू

(ग) जाल किसने बिछाया?

☒ डबरू☐ कबूतर☐ चूहा

2. समझिए और सही शब्दों वाले खाने में रंग भरिए-

खरबुज़ा

✓ खरबूज़ा

✓ तराजू

तराजु

✓ कूदकर

कुदकर

भालु

✓ भालू

3. 'ऊ' की मात्रावाले शब्दों पर गोला ○ लगाइए-

सूरज

कछुआ

तरबूज

सुराही

डमरू

बुढ़िया

झूला

पुल

कूड़ा

फुदक

आइए बातचीत करें

- सच्चे मित्र की क्या पहचान है? सही वाक्य पर सही (✓) का निशान लगाइए-

☐ जो मदद करता है।

☐ जो दूसरों की चिंता करता है।

☐ जो लड़ाई करता है।

☐ जो समय पर मदद नहीं करता है।

☐ जो गुस्सा करता है।

☐ जो हमें अच्छी बात सिखाता है।

HOTS

पाठ से आगे

- यदि कालू चूहा जाल नहीं कुतरता, तो क्या होता?

Value Based Question

मूल्यपरक प्रश्न

- हमें एक-दूसरे की मदद क्यों करनी चाहिए?

रचनात्मक गतिविधियाँ

Creative Skills

- अपनी उँगलियों पर रंग लगाकर नीचे दिए गए चित्र में भरिए-

